




WILD THINGS





WILD THINGS
























Designed by: Rebecca Spencer Stitch count: 140 high x 140 wide

Design size: 26x26cm (10¼x10¼in) Stitch time: 34 hours


This design was stitched on 14 count aida fabric.

We used a pale blue aida fabric to stitch on, but a very pale green could work just as well

	DMC	Anchor	Madeira		DMC	Anchor	Madeira
Cross stitch in two strands				Cross stitch in two strands			
	350	011	213		3841	159	1001
	351	010	214		3843	1089	1102
	646	858	1181		3855	311	2013
	741	304	201		3864	376	1910
	744	301	112		3865	002	2402
	745	300	111	Backstitch in one strand			
	818	073	502		310	403	black
	906	256	1411	outlines			
	907	255	1410		741	304	201
	996	433	1103	flower detail			
	3325	129	1002	French knots in one strand			
	3609	085	710		310	403	black
	3806	062	701	details			

Materials

- Zweigart Vintage Sky Blue 14 count aida, ref: 3706/5139; 50x50cm (19½x19½in)
 - Stranded cotton as listed in the key
 - Size 24 tapestry needle
 - Backing fabric; 39x39cm (15½x15½in)
 - Cushion pad; 35.5x35.5cm (14x14in)
- For stockist details see page 89



Make a... cushion

Step 1

COMPLETE the stitching, then trim the aida to 39x39cm (15½x15½in), with the design in the centre.

Step 2

PLACE the cushion front right-sides together with the backing fabric. Pin, then machine stitch, around the edge with a 1.25cm (½in) seam allowance, leaving a gap for turning.

Step 3

TURN to the right side, insert the cushion pad and sew up the gap with small, neat stitches.