

### Instructions and Symbol Key










Recommended fabric - Aida 14/16 count, Evenweave Cotton 28/30/32 count

Size - 46 x 92 stitches



Palette - DMC

### CROSS STITCH

Use 2 strands of thread for cross stitch



Symbol	Nº DMC	Thread length estimate (m)	Symbol	Nº DMC	Thread length estimate (m)
	317	1		318	1
	414	1		415	2.5
	762	2.5		3325	1
	775	1.5		3820	1.5
	Blanc	1.5			
Thread length estimate for Nº 310 - 5 m					

### BACKSTITCH

Symbol	Nº DMC	Number of thread	Symbol	Nº DMC	Number of thread
	310	1		310	2

Backstitch on the contour of the embroidery is performed at the end

### FRENCH KNOT

Symbol	Nº DMC	Number of thread
	3820	1
	310	1

You can make french knots at different numbers of turn and  
also you can replace french knots with beads



