

**Pattern Name:** Anchor PCE940 Phoenix & Peony  
**Company:** Selenyty  
**Fabric:** Aida 14, Black  
 101w X 179h Stitches  
**Size(s) :** 14 Count, 18.32w X 32.48h cm  
 16 Count, 16.03w X 28.42h cm  
 18 Count, 14.25w X 25.26h cm

**Floss Used for Full Stitches:**

Symbol	Strands	Type	Number	Color
	2	Anchor	10	Salmon Med
	2	Anchor	57	Beauty Rose Med
	2	Anchor	186	Sea Green Med LT
	2	Anchor	189	Sea Green DK
	2	Anchor	203	Mint Green LT
	2	Anchor	212	Spruce DK
	2	Anchor	216	Juniper Med
	2	Anchor	271	Soft Carnation
	2	Anchor	291	Canary Yellow DK
	2	Anchor	309	Topaz DK
	2	Anchor	338	Terra Cotta
	2	Anchor	341	Terra Cotta DK
	2	Anchor	386	Citrus VY LT
	2	Anchor	397	Grey LT
	2	Anchor	843	Fern Green
	2	Anchor	928	Larkspur LT
	2	Anchor	956	Harvest LT
	2	Anchor	1040	Pewter Med
	2	Anchor	1086	Taupe DK
	2	Anchor	1092	Sea Green VY LT
	2	Anchor	4146	Flesh Med LT
	2	DMC Lgt Eff	E310	E310. DMC Light Effects E310 or E315 = Anchor Reflecta 5233
	2	DMC Lgt Eff	E321	E321. DMC Light Effects E321 = Anchor Reflecta 315
	2	DMC Lgt Eff	E436	E436. DMC Light Effects E436 = Anchor Ophir 300

**Floss Used for Half Stitches:**








Symbol	Strands	Type	Number	Color
	2	Anchor	212	Spruce DK
	2	Anchor	338	Terra Cotta
	2	Anchor	397	Grey LT
	2	Anchor	843	Fern Green
	2	Anchor	1040	Pewter Med
	2	DMC Lgt Eff	E310	E310
	2	DMC Lgt Eff	E321	E321

**Floss Used for Quarter Stitches:**

Symbol	Strands	Type	Number	Color
	2	Anchor	212	Spruce DK
	2	Anchor	338	Terra Cotta
	2	Anchor	397	Grey LT
	2	Anchor	843	Fern Green
	2	Anchor	1040	Pewter Med
	2	DMC Lgt Eff	E310	E310
	2	DMC Lgt Eff	E321	E321

**Floss Used for Back Stitches:**


























Symbol	Strands	Type	Number	Color
	1	Anchor	57	Beauty Rose Med
	1	Anchor	212	Spruce DK

Symbol	Strands	Type	Number	Color
	1	Anchor	386	Citrus VY LT
	1	Anchor	1037	Sea Blue VY LT
	1	Anchor	1040	Pewter Med
	1	Anchor	1086	Taupe DK
	1	DMC Lgt Eff	E310	E310
	1	DMC Lgt Eff	E321	E321
	1	DMC Lgt Eff	E436	E436

## Расход нитей

Нитей в мотке: 6

Длина мотка: 795.0 cm

Type	Number	Full	Half	Quarter	Petite	Back (cm)	Str (cm)	Spec (cm)	French	Bead	Skei
 Anchor	10	302	0	0	0	0.0	0.0	0.0	0	0	1
 Anchor	57	113	0	0	0	34.6	0.0	0.0	0	0	1
 Anchor	186	92	0	0	0	0.0	0.0	0.0	0	0	1
 Anchor	189	129	0	0	0	0.0	0.0	0.0	0	0	1
 Anchor	203	893	0	0	0	0.0	0.0	0.0	0	0	1
 Anchor	212	196	4	7	0	46.1	0.0	0.0	0	0	1
 Anchor	216	633	0	0	0	0.0	0.0	0.0	0	0	1
 Anchor	271	851	0	0	0	0.0	0.0	0.0	0	0	1
 Anchor	291	6	0	0	0	0.0	0.0	0.0	0	0	1
 Anchor	309	54	0	0	0	0.0	0.0	0.0	0	0	1
 Anchor	338	432	1	2	0	0.0	0.0	0.0	0	0	1
 Anchor	341	230	0	0	0	0.0	0.0	0.0	0	0	1
 Anchor	386	196	0	0	0	1.0	0.0	0.0	0	0	1
 Anchor	397	34	2	2	0	0.0	0.0	0.0	0	0	1
 Anchor	843	452	5	5	0	0.0	0.0	0.0	0	0	1
 Anchor	928	131	0	0	0	0.0	0.0	0.0	0	0	1
 Anchor	956	460	0	0	0	0.0	0.0	0.0	0	0	1
 Anchor	1037	0	0	0	0	11.8	0.0	0.0	0	0	1
 Anchor	1040	2	2	2	0	39.5	0.0	0.0	0	0	1
 Anchor	1086	328	0	0	0	16.1	0.0	0.0	0	0	1
 Anchor	1092	103	0	0	0	0.0	0.0	0.0	0	0	1
 Anchor	4146	820	0	0	0	0.0	0.0	0.0	0	0	1
 DMC Lgt Eff	E310	235	1	1	0	22.2	0.0	0.0	0	0	1
 DMC Lgt Eff	E321	125	7	7	0	31.5	0.0	0.0	0	0	1
 DMC Lgt Eff	E436	72	0	0	0	82.3	0.0	0.0	0	0	1