

# WALK IN THE WOODS










# WALK IN THE WOODS



Designed by: Becky Spencer

Stitch count: 140 high x 140 wide

Design size: 26x26cm (10¼x10¼in)


Stitch time: 25 hours

This design was stitched on 14 count aida fabric.

Pick out individual motifs to stitch on gifts and accessories - the fox would look so cute stitched on a t-shirt using waste canvas

	DMC	Anchor	Madeira
Cross stitch in two strands			
~ ~	157	120	907
☆ ☆	164	240	1209
● ●	321	019	510
♥ ♥	350	011	213
◇ ◇	704	256	1308
% %	712	926	2101
2 2	741	304	201
1 1	743	030	2294
□ □	744	301	112
x x	772	259	1604
◆ ◆	780	309	2214

	DMC	Anchor	Madeira
Cross stitch in two strands			
▲ ▲	782	308	2212
△ △	793	939	906
♡ ♡	819	271	501
∩ ∩	3854	313	2301
○ ○	3855	311	2013
• •	blanc	001	white
Backstitch in one strand			
—	310	403	black
outlines			
—	3853	1003	311
leaf detail			




## Materials

- Zweigart Platinum 14 count aida, ref: 3706/0770; 50x50cm (19½x19½in)
- Stranded cotton as listed in the key
- Size 24 tapestry needle
- Backing fabric; 39x39cm (15½x15½in)
- Cushion pad; 35.5x35.5cm (14x14in)

For stockist details see page 89





CrossStitcher ©Becky Spencer

## Make a... cushion

### Step 1

**COMPLETE** all the stitching, then cut the aida to 39x39cm (15½x15½in), with the design in the centre.

### Step 2

**PLACE** the cushion front right sides together with the backing fabric. Pin, then machine stitch, around the edge with a 1.25cm (½in) seam allowance, leaving a gap for turning.

### Step 3

**TURN** to the right side, insert the cushion pad and sew up the gap with small, neat stitches.

